


Fast, Convenient, Easy!

Access Your Summaries Directly from Your Windows Phone.

Step 1:

From your Windows phone, go to Marketplace and search for getAbstract. Download our app.

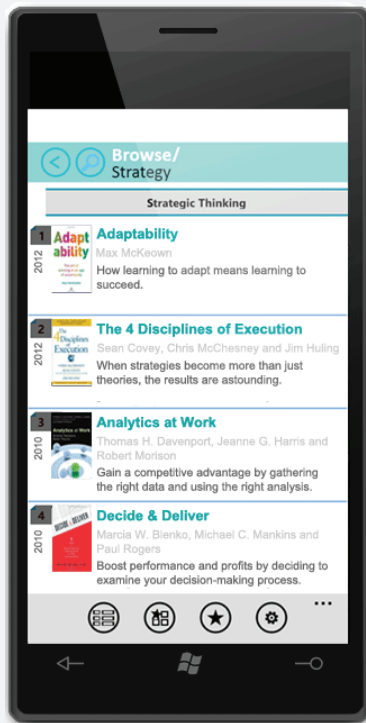
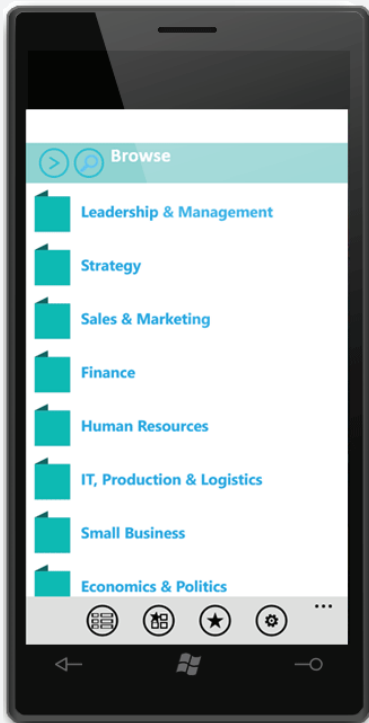


Step 2:

If you already have a getAbstract subscription, simply enter your email address and password. Otherwise, sign in as a new customer and enjoy six free summaries.

If you access getAbstract through a corporate subscription using single sign-on, you will need to obtain credentials from getAbstract to use the app. Sign in to your getAbstract account and go to My Account in the drop-down menu below your name. Enter the password you would like to use and click Save. Use these credentials to sign in to the app.

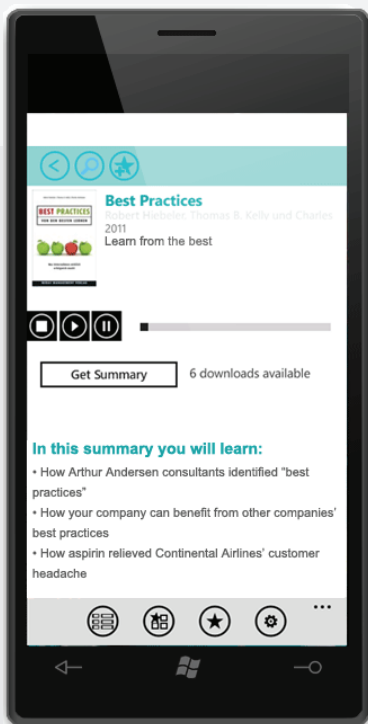
A guide to the getAbstract App



Step 3:

Browse through the library by navigating through the categories and subcategories. Click on the summary of your choice and it will automatically appear on the screen. Enjoy the read!

If you are not a gold subscriber, simply click on Get Summary once you have chosen a title. The summary will download automatically, and you can start reading it immediately. Enjoy!



Tips:

If you want to save any summaries you downloaded, simply add them to your Favorites by pushing the menu button on your Windows phone and clicking on "Add to Favorites".

Go to Settings to only view titles with an audio version.

To access summaries without the getAbstract App, simply go to www.getabstract.com from your browser. Once you are signed in, choose the PDF format to read the summaries.